


SAMPLE BALLOT
REPUBLICAN PARTY
 PRIMARY ELECTION - AUGUST 4, 2020
 CAPE GIRARDEAU COUNTY, MISSOURI

INSTRUCTIONS TO VOTERS

-Use only blue or black ink.
 -Fill in the target next to your choice like this: 

-**Write-in:** To vote for a valid write-in candidate, write the person's name on the line provided and darken the target.
 -If you are in favor of any question submitted on this ballot, darken the target to the left of the word "YES".
 -If you are opposed to any question submitted on this ballot, darken the target to the left of the word "NO".
 -If you tear, deface, or make a mistake and wrongfully mark any ballot, you must return it to the election judges and receive a new ballot.

FOR GOVERNOR

Vote For One

- RALEIGH RITTER
- MIKE PARSON
- JAMES W. (JIM) NEELY
- SAUNDRA McDOWELL

FOR LIEUTENANT GOVERNOR

Vote For One

- ARNIE C. AC DIENOFF
- MIKE KEHOE
- AARON T WISDOM
- MIKE CARTER

FOR SECRETARY OF STATE

Vote For One

- JOHN R. (JAY) ASHCROFT

FOR STATE TREASURER

Vote For One

- SCOTT FITZPATRICK

FOR ATTORNEY GENERAL

Vote For One

- ERIC SCHMITT

FOR UNITED STATES REPRESENTATIVE DISTRICT 8

Vote For One

- JASON SMITH

FOR STATE SENATOR DISTRICT 27

Vote For One

- HOLLY REHDER
- KATHY SWAN

FOR STATE REPRESENTATIVE DISTRICT 146

Vote For One

- BARRY D. HOVIS

FOR STATE REPRESENTATIVE DISTRICT 147

Vote For One

- JOHN VOSS
- WAYNE WALLINGFORD

FOR CIRCUIT JUDGE CIRCUIT 32, DIVISION 1

Vote For One

- SCOTT A. LIPKE

COUNTY OFFICES

FOR ASSOCIATE COMMISSIONER, DISTRICT 1

Vote For One

- PAUL KOEPER
- DWAYNE KIRCHHOFF
- JOSH BIESTER

FOR ASSOCIATE COMMISSIONER, DISTRICT 2

Vote For One

- CHARLIE HERBST

FOR SHERIFF

Vote For One

- DREW JUDEN
- RUTH ANN DICKERSON

FOR ASSESSOR

Vote For One

- BOB ADAMS

FOR TREASURER

Vote For One

- ROGER L HUDSON

FOR PUBLIC ADMINISTRATOR

Vote For One

- LISA REITZEL

FOR CORONER

Vote For One

- WAVIS JORDAN
- DENNIS TURNER
- K. GERALD "JERRY" SWAN

CONSTITUTIONAL AMENDMENT NO. 2

Proposed by Initiative Petition

Do you want to amend the Missouri Constitution to:



- adopt Medicaid Expansion for persons 19 to 64 years old with an income level at or below 133% of the federal poverty level, as set forth in the Affordable Care Act;
- prohibit placing greater or additional burdens on eligibility or enrollment standards, methodologies or practices on persons covered under Medicaid Expansion than on any other population eligible for Medicaid; and
- require state agencies to take all actions necessary to maximize federal financial participation in funding medical assistance under Medicaid Expansion?

State government entities are estimated to have one-time costs of approximately \$6.4 million and an unknown annual net fiscal impact by 2026 ranging from increased costs of at least \$200 million to savings of \$1 billion. Local governments expect costs to decrease by an unknown amount.

- YES
- NO

SAMPLE BALLOT
DEMOCRATIC PARTY
 PRIMARY ELECTION - AUGUST 4, 2020
 CAPE GIRARDEAU COUNTY, MISSOURI

INSTRUCTIONS TO VOTERS

-Use only blue or black ink.
 -Fill in the target next to your choice like this:  

-**Write-in:** To vote for a valid write-in candidate, write the person's name on the line provided and darken the target.
 -If you are in favor of any question submitted on this ballot, darken the target to the left of the word "YES".
 -If you are opposed to any question submitted on this ballot, darken the target to the left of the word "NO".
 -**If you tear, deface, or make a mistake and wrongfully mark any ballot, you must return it to the election judges and receive a new ballot.**

FOR GOVERNOR
Vote For One

NICOLE GALLOWAY

JIMMIE MATTHEWS

ANTOIN JOHNSON

ERIC MORRISON

ROBIN JOHN DANIEL
VAN QUATHEN

FOR LIEUTENANT GOVERNOR
Vote For One

GREGORY A UPCHURCH

ALISSIA CANADY

FOR SECRETARY OF STATE
Vote For One

YINKA FALETI

FOR STATE TREASURER
Vote For One

VICKI LORENZ ENGLUND

FOR ATTORNEY GENERAL
Vote For One

RICH FINNERAN

ELAD GROSS

FOR UNITED STATES REPRESENTATIVE DISTRICT 8
Vote For One

KATHY ELLIS

FOR STATE SENATOR DISTRICT 27
Vote For One

DONNIE OWENS

FOR STATE REPRESENTATIVE DISTRICT 147
Vote For One

ANDY LEIGHTON

Write-in: To vote for a valid write-in candidate, write the person's name on the line provided and darken the target.

FOR CAPE GIRARDEAU WARD 6 COMMITTEEMAN
Vote For One

ANDY LEIGHTON

MICHAEL MASTERSON

WRITE IN _____

CONSTITUTIONAL AMENDMENT NO. 2

Proposed by Initiative Petition

Do you want to amend the Missouri Constitution to:

- adopt Medicaid Expansion for persons 19 to 64 years old with an income level at or below 133% of the federal poverty level, as set forth in the Affordable Care Act;
- prohibit placing greater or additional burdens on eligibility or enrollment standards, methodologies or practices on persons covered under Medicaid Expansion than on any other population eligible for Medicaid; and
- require state agencies to take all actions necessary to maximize federal financial participation in funding medical assistance under Medicaid Expansion?

State government entities are estimated to have one-time costs of approximately \$6.4 million and an unknown annual net fiscal impact by 2026 ranging from increased costs of at least \$200 million to savings of \$1 billion. Local governments expect costs to decrease by an unknown amount.


YES

NO

SAMPLE

SAMPLE BALLOT
LIBERTARIAN PARTY
PRIMARY ELECTION - AUGUST 4, 2020
CAPE GIRARDEAU COUNTY, MISSOURI

INSTRUCTIONS TO VOTERS

-Use only blue or black ink.
-Fill in the target next to your choice like this: 

-**Write-in:** To vote for a valid write-in candidate, write the person's name on the line provided and darken the target.

-If you are in favor of any question submitted on this ballot, darken the target to the left of the word "YES".

-If you are opposed to any question submitted on this ballot, darken the target to the left of the word "NO".

-**If you tear, deface, or make a mistake and wrongfully mark any ballot, you must return it to the election judges and receive a new ballot.**

FOR GOVERNOR

Vote For One

RIK COMBS

FOR LIEUTENANT GOVERNOR

Vote For One

BILL SLANTZ

FOR SECRETARY OF STATE

Vote For One

CARL HERMAN FREESE

FOR STATE TREASURER

Vote For One

NICHOLAS (NICK) KASOFF

FOR ATTORNEY GENERAL

Vote For One

KEVIN C BABCOCK

FOR UNITED STATES REPRESENTATIVE DISTRICT 8

Vote For One

TOM SCHMITZ

CONSTITUTIONAL AMENDMENT NO. 2

Proposed by Initiative Petition

Do you want to amend the Missouri Constitution to:

- adopt Medicaid Expansion for persons 19 to 64 years old with an income level at or below 133% of the federal poverty level, as set forth in the Affordable Care Act;
- prohibit placing greater or additional burdens on eligibility or enrollment standards, methodologies or practices on persons covered under Medicaid Expansion than on any other population eligible for Medicaid; and
- require state agencies to take all actions necessary to maximize federal financial participation in funding medical assistance under Medicaid Expansion?

State government entities are estimated to have one-time costs of approximately \$6.4 million and an unknown annual net fiscal impact by 2026 ranging from increased costs of at least \$200 million to savings of \$1 billion. Local governments expect costs to decrease by an unknown amount.


YES

NO

LE

SAMPLE BALLOT
GREEN PARTY
PRIMARY ELECTION - AUGUST 4, 2020
CAPE GIRARDEAU COUNTY, MISSOURI

INSTRUCTIONS TO VOTERS

-Use only blue or black ink.
-Fill in the target next to your choice like this: 

-**Write-in:** To vote for a valid write-in candidate, write the person's name on the line provided and darken the target.

-If you are in favor of any question submitted on this ballot, darken the target to the left of the word "YES".

-If you are opposed to any question submitted on this ballot, darken the target to the left of the word "NO".

-If you tear, deface, or make a mistake and wrongfully mark any ballot, you must return it to the election judges and receive a new ballot.

FOR GOVERNOR

Vote For One

JEROME HOWARD BAUER

FOR LIEUTENANT GOVERNOR

Vote For One

KELLEY DRAGOO

FOR SECRETARY OF STATE

Vote For One

PAUL LEHMANN

FOR STATE TREASURER

Vote For One

JOSEPH CIVETTINI

**CONSTITUTIONAL
AMENDMENT NO. 2**

Proposed by Initiative Petition

Do you want to amend the Missouri Constitution to:

- adopt Medicaid Expansion for persons 19 to 64 years old with an income level at or below 133% of the federal poverty level, as set forth in the Affordable Care Act;
- prohibit placing greater or additional burdens on eligibility or enrollment standards, methodologies or practices on persons covered under Medicaid Expansion than on any other population eligible for Medicaid; and
- require state agencies to take all actions necessary to maximize federal financial participation in funding medical assistance under Medicaid Expansion?

State government entities are estimated to have one-time costs of approximately \$6.4 million and an unknown annual net fiscal impact by 2026 ranging from increased costs of at least \$200 million to savings of \$1 billion. Local governments expect costs to decrease by an unknown amount.


YES

NO

LE

SAMPLE BALLOT
CONSTITUTION PARTY
PRIMARY ELECTION - AUGUST 4, 2020
CAPE GIRARDEAU COUNTY, MISSOURI

INSTRUCTIONS TO VOTERS

-Use only blue or black ink.
-Fill in the target next to your choice like this: 

-**Write-in:** To vote for a valid write-in candidate, write the person's name on the line provided and darken the target.

-If you are in favor of any question submitted on this ballot, darken the target to the left of the word "YES".

-If you are opposed to any question submitted on this ballot, darken the target to the left of the word "NO".

-If you tear, deface, or make a mistake and wrongfully mark any ballot, you must return it to the election judges and receive a new ballot.

FOR SECRETARY OF STATE

Vote For One

PAUL VENABLE

**CONSTITUTIONAL
AMENDMENT NO. 2**

Proposed by Initiative Petition

Do you want to amend the Missouri Constitution to:

- adopt Medicaid Expansion for persons 19 to 64 years old with an income level at or below 133% of the federal poverty level, as set forth in the Affordable Care Act;
- prohibit placing greater or additional burdens on eligibility or enrollment standards, methodologies or practices on persons covered under Medicaid Expansion than on any other population eligible for Medicaid; and
- require state agencies to take all actions necessary to maximize federal financial participation in funding medical assistance under Medicaid Expansion?


State government entities are estimated to have one-time costs of approximately \$6.4 million and an unknown annual net fiscal impact by 2026 ranging from increased costs of at least \$200 million to savings of \$1 billion. Local governments expect costs to decrease by an unknown amount.

YES

NO

SAMPLE BALLOT
NON-PARTISAN
PRIMARY ELECTION - AUGUST 4, 2020
CAPE GIRARDEAU COUNTY, MISSOURI

INSTRUCTIONS TO VOTERS

-Use only blue or black ink.
-Fill in the target next to your choice like this: 

-**Write-in:** To vote for a valid write-in candidate, write the person's name on the line provided and darken the target.

-If you are in favor of any question submitted on this ballot, darken the target to the left of the word "YES".

-If you are opposed to any question submitted on this ballot, darken the target to the left of the word "NO".

-If you tear, deface, or make a mistake and wrongfully mark any ballot, you must return it to the election judges and receive a new ballot.

**CONSTITUTIONAL
AMENDMENT NO. 2**

Proposed by Initiative Petition

Do you want to amend the Missouri Constitution to:

- adopt Medicaid Expansion for persons 19 to 64 years old with an income level at or below 133% of the federal poverty level, as set forth in the Affordable Care Act;
- prohibit placing greater or additional burdens on eligibility or enrollment standards, methodologies or practices on persons covered under Medicaid Expansion than on any other population eligible for Medicaid; and
- require state agencies to take all actions necessary to maximize federal financial participation in funding medical assistance under Medicaid Expansion?

State government entities are estimated to have one-time costs of approximately \$6.4 million and an unknown annual net fiscal impact by 2026 ranging from increased costs of at least \$200 million to savings of \$1 billion. Local governments expect costs to decrease by an unknown amount.

YES

NO

SAMPLE

Election Summary Report
 PRIMARY ELECTION - AUGUST 4, 2020
 CAPE GIRARDEAU COUNTY, MISSOURI
 ELECTION RESULTS
 OFFICIAL

Date: 8/7/2020
 Time: 3:36:01 PM
 Page 1/5

Registered Voters 53,213 - Total Ballots 17,795 : 33.44%

36 of 36 Precincts Reporting 100.00%

Party Distribution		
Number of Precincts	36	
Precincts Reporting	36	100.00%
Total Ballots	17,795	
Non-Partisan	98	0.55%
REPUBLICAN PARTY	15,005	84.32%
DEMOCRATIC PARTY	2,622	14.73%
LIBERTARIAN PARTY	50	0.28%
GREEN PARTY	13	0.07%
CONSTITUTION PARTY	7	0.04%

GOVERNOR (REPUBLICAN PARTY)		
Number of Precincts	36	
Precincts Reporting	36	100.00%
Vote For 1		
Total Votes	14,509	
RALEIGH RITTER	971	6.69%
MIKE PARSON	11,214	77.29%
JAMES W. (JIM) NEELY	844	5.82%
SAUNDRA McDOWELL	1,480	10.20%

LIEUTENANT GOVERNOR (REPUBLICAN PARTY)		
Number of Precincts	36	
Precincts Reporting	36	100.00%
Vote For 1		
Total Votes	12,466	
ARNIE C. AC DIENOFF	715	5.74%
MIKE KEHOE	7,096	56.92%
AARON T WISDOM	1,280	10.27%
MIKE CARTER	3,375	27.07%

SECRETARY OF STATE (REPUBLICAN PARTY)		
Number of Precincts	36	
Precincts Reporting	36	100.00%
Vote For 1		
Total Votes	12,706	
JOHN R. (JAY) ASHCROFT	12,706	100.00%

STATE TREASURER (REPUBLICAN PARTY)		
Number of Precincts	36	
Precincts Reporting	36	100.00%
Vote For 1		
Total Votes	12,297	
SCOTT FITZPATRICK	12,297	100.00%

ATTORNEY GENERAL (REPUBLICAN PARTY)		
Number of Precincts	36	
Precincts Reporting	36	100.00%
Vote For 1		
Total Votes	12,359	
ERIC SCHMITT	12,359	100.00%

US REP. DIST. 8 (REPUBLICAN PARTY)		
Number of Precincts	36	
Precincts Reporting	36	100.00%
Vote For 1		
Total Votes	12,604	
JASON SMITH	12,604	100.00%

Election Summary Report
 PRIMARY ELECTION - AUGUST 4, 2020
 CAPE GIRARDEAU COUNTY, MISSOURI
 ELECTION RESULTS
 OFFICIAL

Date: 8/7/2020
 Time: 3:36:01 PM
 Page 2/5

Registered Voters 53,213 - Total Ballots 17,795 : 33.44%

36 of 36 Precincts Reporting 100.00%

STATE SENATOR DIST. 27 (REPUBLICAN PARTY)		
Number of Precincts	36	
Precincts Reporting	36	100.00%
Vote For 1		
Total Votes	14,391	
HOLLY REHDER	5,789	40.23%
KATHY SWAN	8,602	59.77%

ASSOCIATE COMMISSIONER DIST. 1 (REPUBLICAN PARTY)		
Number of Precincts	23	
Precincts Reporting	23	100.00%
Vote For 1		
Total Votes	8,649	
PAUL KOEPER	4,164	48.14%
DWAYNE KIRCHHOFF	3,152	36.44%
JOSH BIESTER	1,333	15.41%

STATE REP. DIST. 146 (REPUBLICAN PARTY)		
Number of Precincts	27	
Precincts Reporting	27	100.00%
Vote For 1		
Total Votes	7,900	
BARRY D. HOVIS	7,900	100.00%

ASSOCIATE COMMISSIONER DIST. 2 (REPUBLICAN PARTY)		
Number of Precincts	16	
Precincts Reporting	16	100.00%
Vote For 1		
Total Votes	4,657	
CHARLIE HERBST	4,657	100.00%

STATE REP. DIST. 147 (REPUBLICAN PARTY)		
Number of Precincts	18	
Precincts Reporting	18	100.00%
Vote For 1		
Total Votes	5,410	
JOHN VOSS	2,609	48.23%
WAYNE WALLINGFORD	2,801	51.77%

SHERIFF (REPUBLICAN PARTY)		
Number of Precincts	36	
Precincts Reporting	36	100.00%
Vote For 1		
Total Votes	14,654	
DREW JUDEN	4,191	28.60%
RUTH ANN DICKERSON	10,463	71.40%

CIRCUIT JUDGE, CIRCUIT 32, DIVISION 1 (REPUBLICAN PARTY)		
Number of Precincts	36	
Precincts Reporting	36	100.00%
Vote For 1		
Total Votes	12,548	
SCOTT A. LIPKE	12,548	100.00%

ASSESSOR (REPUBLICAN PARTY)		
Number of Precincts	36	
Precincts Reporting	36	100.00%
Vote For 1		
Total Votes	12,201	
BOB ADAMS	12,201	100.00%

Election Summary Report
 PRIMARY ELECTION - AUGUST 4, 2020
 CAPE GIRARDEAU COUNTY, MISSOURI
 ELECTION RESULTS
 OFFICIAL

Date: 8/7/2020
 Time: 3:36:01 PM
 Page 3/5

Registered Voters 53,213 - Total Ballots 17,795 : 33.44%

36 of 36 Precincts Reporting 100.00%

TREASURER (REPUBLICAN PARTY)		
Number of Precincts	36	
Precincts Reporting	36	100.00%
Vote For 1		
Total Votes	12,194	
ROGER L HUDSON	12,194	100.00%

LIEUTENANT GOVERNOR (DEMOCRATIC PARTY)		
Number of Precincts	36	
Precincts Reporting	36	100.00%
Vote For 1		
Total Votes	2,420	
GREGORY A UPCHURCH	717	29.63%
ALISSIA CANADY	1,703	70.37%

PUBLIC ADMINISTRATOR (REPUBLICAN PARTY)		
Number of Precincts	36	
Precincts Reporting	36	100.00%
Vote For 1		
Total Votes	12,175	
LISA REITZEL	12,175	100.00%

SECRETARY OF STATE (DEMOCRATIC PARTY)		
Number of Precincts	36	
Precincts Reporting	36	100.00%
Vote For 1		
Total Votes	2,237	
YINKA FALETI	2,237	100.00%

CORONER (REPUBLICAN PARTY)		
Number of Precincts	36	
Precincts Reporting	36	100.00%
Vote For 1		
Total Votes	13,709	
WAVIS JORDAN	5,413	39.49%
DENNIS TURNER	4,685	34.17%
K. GERALD "JERRY" SWAN	3,611	26.34%

STATE TREASURER (DEMOCRATIC PARTY)		
Number of Precincts	36	
Precincts Reporting	36	100.00%
Vote For 1		
Total Votes	2,265	
VICKI LORENZ ENGLUND	2,265	100.00%

GOVERNOR (DEMOCRATIC PARTY)		
Number of Precincts	36	
Precincts Reporting	36	100.00%
Vote For 1		
Total Votes	2,530	
NICOLE GALLOWAY	2,043	80.75%
JIMMIE MATTHEWS	119	4.70%
ANTOIN JOHNSON	148	5.85%
ERIC MORRISON	179	7.08%
ROBIN JOHN DANIEL VAN QUAETHM	41	1.62%

ATTORNEY GENERAL (DEMOCRATIC PARTY)		
Number of Precincts	36	
Precincts Reporting	36	100.00%
Vote For 1		
Total Votes	2,377	
RICH FINNERAN	1,161	48.84%
ELAD GROSS	1,216	51.16%

Election Summary Report
 PRIMARY ELECTION - AUGUST 4, 2020
 CAPE GIRARDEAU COUNTY, MISSOURI
 ELECTION RESULTS
 OFFICIAL

Date: 8/7/2020
 Time: 3:36:01 PM
 Page 4/5

Registered Voters 53,213 - Total Ballots 17,795 : 33.44%

36 of 36 Precincts Reporting 100.00%

US REP. DIST. 8 (DEMOCRATIC PARTY)		
Number of Precincts	36	
Precincts Reporting	36	100.00%
Vote For 1		
Total Votes	2,345	
KATHY ELLIS	2,345	100.00%

GOVERNOR (LIBERTARIAN PARTY)		
Number of Precincts	36	
Precincts Reporting	36	100.00%
Vote For 1		
Total Votes	48	
RIK COMBS	48	100.00%

STATE SENATOR DIST. 27 (DEMOCRATIC PARTY)		
Number of Precincts	36	
Precincts Reporting	36	100.00%
Vote For 1		
Total Votes	2,212	
DONNIE OWENS	2,212	100.00%

LIEUTENANT GOVERNOR (LIBERTARIAN PARTY)		
Number of Precincts	36	
Precincts Reporting	36	100.00%
Vote For 1		
Total Votes	48	
BILL SLANTZ	48	100.00%

STATE REP. DIST. 147 (DEMOCRATIC PARTY)		
Number of Precincts	18	
Precincts Reporting	18	100.00%
Vote For 1		
Total Votes	1,394	
ANDY LEIGHTON	1,394	100.00%

SECRETARY OF STATE (LIBERTARIAN PARTY)		
Number of Precincts	36	
Precincts Reporting	36	100.00%
Vote For 1		
Total Votes	47	
CARL HERMAN FREESE	47	100.00%

CAPE GIRARDEAU WARD 6 COMMITTEEMAN (DEMOCRATIC PARTY)		
Number of Precincts	6	
Precincts Reporting	6	100.00%
Vote For 1		
Total Votes	227	
ANDY LEIGHTON	112	49.34%
MICHAEL MASTERSON	115	50.66%
WRITE IN	0	0%

STATE TREASURER (LIBERTARIAN PARTY)		
Number of Precincts	36	
Precincts Reporting	36	100.00%
Vote For 1		
Total Votes	46	
NICHOLAS (NICK) KASOFF	46	100.00%

ATTORNEY GENERAL (LIBERTARIAN PARTY)		
Number of Precincts	36	
Precincts Reporting	36	100.00%
Vote For 1		
Total Votes	47	
KEVIN C BABCOCK	47	100.00%

Election Summary Report
 PRIMARY ELECTION - AUGUST 4, 2020
 CAPE GIRARDEAU COUNTY, MISSOURI
 ELECTION RESULTS
 OFFICIAL

Date: 8/7/2020
 Time: 3:36:01 PM
 Page 5/5

Registered Voters 53,213 - Total Ballots 17,795 : 33.44%

36 of 36 Precincts Reporting 100.00%

US REP. DIST. 8 (LIBERTARIAN PARTY)		
Number of Precincts	36	
Precincts Reporting	36	100.00%
Vote For 1		
Total Votes	48	
TOM SCHMITZ	48	100.00%

SECRETARY OF STATE (CONSTITUTION PARTY)		
Number of Precincts	36	
Precincts Reporting	36	100.00%
Vote For 1		
Total Votes	5	
PAUL VENABLE	5	100.00%

GOVERNOR (GREEN PARTY)		
Number of Precincts	36	
Precincts Reporting	36	100.00%
Vote For 1		
Total Votes	11	
JEROME HOWARD BAUER	11	100.00%

CONST. AMEND. 2		
Number of Precincts	36	
Precincts Reporting	36	100.00%
Vote For 1		
Total Votes	17,286	
YES	5,527	31.97%
NO	11,759	68.03%

LIEUTENANT GOVERNOR (GREEN PARTY)		
Number of Precincts	36	
Precincts Reporting	36	100.00%
Vote For 1		
Total Votes	11	
KELLEY DRAGOO	11	100.00%

SECRETARY OF STATE (GREEN PARTY)		
Number of Precincts	36	
Precincts Reporting	36	100.00%
Vote For 1		
Total Votes	10	
PAUL LEHMANN	10	100.00%

STATE TREASURER (GREEN PARTY)		
Number of Precincts	36	
Precincts Reporting	36	100.00%
Vote For 1		
Total Votes	10	
JOSEPH CIVETTINI	10	100.00%

Statement of Votes Cast
 PRIMARY ELECTION - AUGUST 4, 2020
 CAPE GIRARDEAU COUNTY, MISSOURI
 ELECTION RESULTS
 OFFICIAL

Date: 8/7/2020
 Time: 3:35:32 PM

	Turnout			GOVERNOR (REPUBLICAN PARTY)									
	Reg. Voters	Ballots Cast	% Turnout	Reg. Voters	Total Votes	RALEIGH RITTER		MIKE PARSON		JAMES W. (JIM) NEELY		SAUNDRA McDOWELL	
Jursidiction Wide													
CAPE PRECINCT 1	2982	534	17.91%	2982	345	36	10.43%	249	72.17%	24	6.96%	36	10.43%
CAPE PRECINCT 2A	2477	397	16.03%	2477	179	14	7.82%	117	65.36%	16	8.94%	32	17.88%
CAPE PRECINCT 2B	901	117	12.99%	901	65	6	9.23%	52	80.00%	4	6.15%	3	4.62%
CAPE PRECINCT 3B	721	131	18.17%	721	78	7	8.97%	58	74.36%	7	8.97%	6	7.69%
CAPE PRECINCT 6C	1468	358	24.39%	1468	297	15	5.05%	246	82.83%	18	6.06%	18	6.06%
CAPE PRECINCT 3A	2831	761	26.88%	2831	563	42	7.46%	410	72.82%	33	5.86%	78	13.85%
CAPE PRECINCT 4A	436	94	21.56%	436	77	5	6.49%	56	72.73%	4	5.19%	12	15.58%
CAPE PRECINCT 6A	2170	754	34.75%	2170	653	25	3.83%	542	83.00%	34	5.21%	52	7.96%
CAPE PRECINCT 4B	2710	1023	37.75%	2710	861	38	4.41%	705	81.88%	35	4.07%	83	9.64%
CAPE PRECINCT 4C	2235	732	32.75%	2235	559	37	6.62%	421	75.31%	35	6.26%	66	11.81%
CAPE PRECINCT 5A	2277	808	35.49%	2277	668	55	8.23%	518	77.54%	33	4.94%	62	9.28%
CAPE PRECINCT 5B	2054	505	24.59%	2054	357	26	7.28%	281	78.71%	14	3.92%	36	10.08%
CAPE PRECINCT 6B	685	134	19.56%	685	92	4	4.35%	77	83.70%	4	4.35%	7	7.61%
BYRD 1	2550	756	29.65%	2550	647	45	6.96%	516	79.75%	31	4.79%	55	8.50%
BYRD 2	2674	740	27.67%	2674	653	49	7.50%	478	73.20%	47	7.20%	79	12.10%
BYRD 3	2777	933	33.60%	2777	814	60	7.37%	628	77.15%	54	6.63%	72	8.85%
BYRD 4	2325	642	27.61%	2325	539	42	7.79%	400	74.21%	33	6.12%	64	11.87%
BYRD 5 AND 6	3680	1109	30.14%	3680	1009	69	6.84%	772	76.51%	65	6.44%	103	10.21%
BROWN OWL	580	52	8.97%	580	49	4	8.16%	37	75.51%	3	6.12%	5	10.20%
CAMPSTER	948	299	31.54%	948	273	14	5.13%	223	81.68%	10	3.66%	26	9.52%
GORDONVILLE	1700	628	36.94%	1700	561	34	6.06%	447	79.68%	21	3.74%	59	10.52%
WHITEWATER	566	213	37.63%	566	193	39	20.21%	129	66.84%	7	3.63%	18	9.33%
BURFORDVILLE	808	291	36.01%	808	253	20	7.91%	192	75.89%	27	10.67%	14	5.53%
HANOVER	1682	544	32.34%	1682	489	26	5.32%	398	81.39%	26	5.32%	39	7.98%
NELL HOLCOMB	1304	475	36.43%	1304	412	32	7.77%	311	75.49%	26	6.31%	43	10.44%
ORIOLE	571	205	35.90%	571	172	16	9.30%	126	73.26%	9	5.23%	21	12.21%
FRUITLAND	2713	874	32.22%	2713	795	62	7.80%	593	74.59%	51	6.42%	89	11.19%
NEW WELLS	564	196	34.75%	564	183	11	6.01%	141	77.05%	12	6.56%	19	10.38%
POCAHONTAS	583	211	36.19%	583	199	5	2.51%	156	78.39%	17	8.54%	21	10.55%
DELTA	849	258	30.39%	849	227	12	5.29%	164	72.25%	28	12.33%	23	10.13%
MILLERSVILLE	1022	382	37.38%	1022	350	26	7.43%	260	74.29%	30	8.57%	34	9.71%
FRIEDHEIM	505	176	34.85%	505	156	11	7.05%	116	74.36%	13	8.33%	16	10.26%
OAK RIDGE	865	323	37.34%	865	293	20	6.83%	236	80.55%	18	6.14%	19	6.48%
CENTRAL POLL	0	209	-	0	191	7	3.66%	158	82.72%	7	3.66%	19	9.95%
MAIL IN	0	25	-	0	9	0	-	8	88.89%	0	-	1	11.11%
ABSENTEE	-	1906	-	0	1248	57	4.57%	993	79.57%	48	3.85%	150	12.02%
Total	53213	17795	33.44%	53213	14509	971	6.69%	11214	77.29%	844	5.82%	1480	10.20%

Statement of Votes Cast
 PRIMARY ELECTION - AUGUST 4, 2020
 CAPE GIRARDEAU COUNTY, MISSOURI
 ELECTION RESULTS
 OFFICIAL

Date: 8/7/2020
 Time: 3:35:32 PM

	LIEUTENANT GOVERNOR (REPUBLICAN PARTY)									SECRETARY OF STATE (REPUBLICAN PARTY)				
	Reg. Voters	Total Votes	ARNIE C. AC DIENOFF		MIKE KEHOE		AARON T WISDOM		MIKE CARTER	Reg. Voters	Total Votes	JOHN R. (JAY) ASHCROFT		
Jursidiction Wide														
CAPE PRECINCT 1	2982	290	18	6.21%	146	50.34%	33	11.38%	93	32.07%	2982	294	294	100.00%
CAPE PRECINCT 2A	2477	158	13	8.23%	78	49.37%	25	15.82%	42	26.58%	2477	148	148	100.00%
CAPE PRECINCT 2B	901	59	5	8.47%	29	49.15%	6	10.17%	19	32.20%	901	57	57	100.00%
CAPE PRECINCT 3B	721	74	9	12.16%	34	45.95%	10	13.51%	21	28.38%	721	69	69	100.00%
CAPE PRECINCT 3C	1468	265	15	5.66%	149	56.23%	21	7.92%	80	30.19%	1468	272	272	100.00%
CAPE PRECINCT 3A	2831	484	25	5.17%	271	55.99%	55	11.36%	133	27.48%	2831	504	504	100.00%
CAPE PRECINCT 4A	436	65	3	4.62%	51	78.46%	4	6.15%	7	10.77%	436	68	68	100.00%
CAPE PRECINCT 6A	2170	548	23	4.20%	317	57.85%	42	7.66%	166	30.29%	2170	580	580	100.00%
CAPE PRECINCT 4B	2710	716	42	5.87%	459	64.11%	58	8.10%	157	21.93%	2710	733	733	100.00%
CAPE PRECINCT 4C	2235	471	20	4.25%	263	55.84%	51	10.83%	137	29.09%	2235	499	499	100.00%
CAPE PRECINCT 5A	2277	575	38	6.61%	331	57.57%	52	9.04%	154	26.78%	2277	585	585	100.00%
CAPE PRECINCT 5B	2054	313	21	6.71%	184	58.79%	29	9.27%	79	25.24%	2054	315	315	100.00%
CAPE PRECINCT 6B	685	83	0	-	58	69.88%	5	6.02%	20	24.10%	685	83	83	100.00%
BYRD 1	2550	569	31	5.45%	332	58.35%	49	8.61%	157	27.59%	2550	562	562	100.00%
BYRD 2	2674	567	40	7.05%	294	51.85%	90	15.87%	143	25.22%	2674	580	580	100.00%
BYRD 3	2777	688	50	7.27%	385	55.96%	74	10.76%	179	26.02%	2777	717	717	100.00%
BYRD 4	2325	474	36	7.59%	258	54.43%	68	14.35%	112	23.63%	2325	468	468	100.00%
BYRD 5 AND 6	3680	883	53	6.00%	503	56.96%	91	10.31%	236	26.73%	3680	882	882	100.00%
BROWN OWL	580	41	0	-	21	51.22%	8	19.51%	12	29.27%	580	48	48	100.00%
CAMPSTER	948	240	6	2.50%	150	62.50%	20	8.33%	64	26.67%	948	253	253	100.00%
GORDONVILLE	1700	478	18	3.77%	304	63.60%	32	6.69%	124	25.94%	1700	497	497	100.00%
WHITEWATER	566	166	18	10.84%	74	44.58%	17	10.24%	57	34.34%	566	171	171	100.00%
BURFORDVILLE	808	222	18	8.11%	126	56.76%	25	11.26%	53	23.87%	808	230	230	100.00%
HANOVER	1682	412	22	5.34%	228	55.34%	50	12.14%	112	27.18%	1682	434	434	100.00%
NELL HOLCOMB	1304	351	20	5.70%	185	52.71%	36	10.26%	110	31.34%	1304	355	355	100.00%
ORIOLE	571	137	3	2.19%	86	62.77%	12	8.76%	36	26.28%	571	150	150	100.00%
FRUITLAND	2713	711	31	4.36%	389	54.71%	88	12.38%	203	28.55%	2713	708	708	100.00%
NEW WELLS	564	156	8	5.13%	84	53.85%	12	7.69%	52	33.33%	564	164	164	100.00%
POCAHONTAS	583	176	12	6.82%	90	51.14%	19	10.80%	55	31.25%	583	171	171	100.00%
DELTA	849	196	13	6.63%	110	56.12%	26	13.27%	47	23.98%	849	189	189	100.00%
MILLERSVILLE	1022	299	12	4.01%	161	53.85%	28	9.36%	98	32.78%	1022	291	291	100.00%
FRIEDHEIM	505	139	10	7.19%	74	53.24%	15	10.79%	40	28.78%	505	140	140	100.00%
OAK RIDGE	865	250	16	6.40%	110	44.00%	35	14.00%	89	35.60%	865	249	249	100.00%
CENTRAL POLL	0	163	7	4.29%	88	53.99%	17	10.43%	51	31.29%	0	164	164	100.00%
MAIL IN	0	5	0	-	5	100.00%	0	-	0	-	0	5	5	100.00%
ABSENTEE	0	1042	59	5.66%	669	64.20%	77	7.39%	237	22.74%	0	1071	1071	100.00%
Total	53213	12466	715	5.74%	7096	56.92%	1280	10.27%	3375	27.07%	53213	12706	12706	100.00%

Statement of Votes Cast
 PRIMARY ELECTION - AUGUST 4, 2020
 CAPE GIRARDEAU COUNTY, MISSOURI
 ELECTION RESULTS
 OFFICIAL

Date: 8/7/2020
 Time: 3:35:32 PM

	STATE TREASURER (REPUBLICAN PARTY)				ATTORNEY GENERAL (REPUBLICAN PARTY)				US REP. DIST. 8 (REPUBLICAN PARTY)			
	Reg. Voters	Total Votes	SCOTT FITZPATRICK		Reg. Voters	Total Votes	ERIC SCHMITT		Reg. Voters	Total Votes	JASON SMITH	
Jursidiction Wide												
CAPE PRECINCT 1	2982	281	281	100.00%	2982	279	279	100.00%	2982	289	289	100.00%
CAPE PRECINCT 2A	2477	142	142	100.00%	2477	142	142	100.00%	2477	147	147	100.00%
CAPE PRECINCT 2B	901	54	54	100.00%	901	53	53	100.00%	901	62	62	100.00%
CAPE PRECINCT 3B	721	70	70	100.00%	721	70	70	100.00%	721	71	71	100.00%
CAPE PRECINCT 6C	1468	259	259	100.00%	1468	258	258	100.00%	1468	271	271	100.00%
CAPE PRECINCT 3A	2831	486	486	100.00%	2831	488	488	100.00%	2831	476	476	100.00%
CAPE PRECINCT 4A	436	63	63	100.00%	436	64	64	100.00%	436	65	65	100.00%
CAPE PRECINCT 6A	2170	561	561	100.00%	2170	564	564	100.00%	2170	565	565	100.00%
CAPE PRECINCT 4B	2710	712	712	100.00%	2710	713	713	100.00%	2710	712	712	100.00%
CAPE PRECINCT 4C	2235	473	473	100.00%	2235	481	481	100.00%	2235	481	481	100.00%
CAPE PRECINCT 5A	2277	565	565	100.00%	2277	575	575	100.00%	2277	586	586	100.00%
CAPE PRECINCT 5B	2054	312	312	100.00%	2054	314	314	100.00%	2054	317	317	100.00%
CAPE PRECINCT 6B	685	85	85	100.00%	685	81	81	100.00%	685	83	83	100.00%
BYRD 1	2550	544	544	100.00%	2550	544	544	100.00%	2550	563	563	100.00%
BYRD 2	2674	561	561	100.00%	2674	564	564	100.00%	2674	574	574	100.00%
BYRD 3	2777	690	690	100.00%	2777	697	697	100.00%	2777	727	727	100.00%
BYRD 4	2325	448	448	100.00%	2325	449	449	100.00%	2325	468	468	100.00%
BYRD 5 AND 6	3680	861	861	100.00%	3680	864	864	100.00%	3680	879	879	100.00%
BROWN OWL	580	46	46	100.00%	580	47	47	100.00%	580	48	48	100.00%
CAMPSTER	948	247	247	100.00%	948	247	247	100.00%	948	247	247	100.00%
GORDONVILLE	1700	481	481	100.00%	1700	485	485	100.00%	1700	490	490	100.00%
WHITEWATER	566	163	163	100.00%	566	163	163	100.00%	566	169	169	100.00%
BURFORDVILLE	808	219	219	100.00%	808	218	218	100.00%	808	228	228	100.00%
HANOVER	1682	419	419	100.00%	1682	417	417	100.00%	1682	435	435	100.00%
NELL HOLCOMB	1304	346	346	100.00%	1304	350	350	100.00%	1304	361	361	100.00%
ORIOLE	571	144	144	100.00%	571	143	143	100.00%	571	149	149	100.00%
FRUITLAND	2713	691	691	100.00%	2713	697	697	100.00%	2713	709	709	100.00%
NEW WELLS	564	155	155	100.00%	564	159	159	100.00%	564	164	164	100.00%
POCAHONTAS	583	172	172	100.00%	583	169	169	100.00%	583	170	170	100.00%
DELTA	849	180	180	100.00%	849	181	181	100.00%	849	191	191	100.00%
MILLERSVILLE	1022	284	284	100.00%	1022	289	289	100.00%	1022	300	300	100.00%
FRIEDHEIM	505	139	139	100.00%	505	139	139	100.00%	505	143	143	100.00%
OAK RIDGE	865	242	242	100.00%	865	240	240	100.00%	865	256	256	100.00%
CENTRAL POLL	0	157	157	100.00%	0	161	161	100.00%	0	162	162	100.00%
MAIL IN	0	5	5	100.00%	0	5	5	100.00%	0	6	6	100.00%
ABSENTEE	0	1040	1040	100.00%	0	1049	1049	100.00%	0	1040	1040	100.00%
Total	53213	12297	12297	100.00%	53213	12359	12359	100.00%	53213	12604	12604	100.00%

Statement of Votes Cast
 PRIMARY ELECTION - AUGUST 4, 2020
 CAPE GIRARDEAU COUNTY, MISSOURI
 ELECTION RESULTS
 OFFICIAL

Date: 8/7/2020
 Time: 3:35:32 PM

	STATE SENATOR DIST. 27 (REPUBLICAN PARTY)					STATE REP. DIST. 146 (REPUBLICAN PARTY)				STATE REP. DIST. 147 (REPUBLICAN PARTY)				
	Reg. Voters	Total Votes	HOLLY REHDER	KATHY SWAN		Reg. Voters	Total Votes	BARRY D. HOVIS		Reg. Voters	Total Votes	JOHN VOSS	WAYNE WALLINGFORD	
Jursidiction Wide														
CAPE PRECINCT 1	2982	348	144 41.38%	204 58.62%		-	-	-		2982	351	167 47.58%	184 52.42%	
CAPE PRECINCT 2A	2477	182	56 30.77%	126 69.23%		-	-	-		2477	182	89 48.90%	93 51.10%	
CAPE PRECINCT 2B	901	68	28 41.18%	40 58.82%		-	-	-		901	65	20 30.77%	45 69.23%	
CAPE PRECINCT 3B	721	79	34 43.04%	45 56.96%		-	-	-		721	77	23 29.87%	54 70.13%	
CAPE PRECINCT 3C	1468	296	84 28.38%	212 71.62%		-	-	-		1468	294	154 52.38%	140 47.62%	
CAPE PRECINCT 3A	2831	562	198 35.23%	364 64.77%		-	-	-		2831	577	269 46.62%	308 53.38%	
CAPE PRECINCT 4A	436	71	32 45.07%	39 54.93%		240	42	42 100.00%		196	26	8 30.77%	18 69.23%	
CAPE PRECINCT 6A	2170	646	198 30.65%	448 69.35%		213	63	63 100.00%		1957	581	296 50.95%	285 49.05%	
CAPE PRECINCT 4B	2710	856	300 35.05%	556 64.95%		446	96	96 100.00%		2264	753	380 50.46%	373 49.54%	
CAPE PRECINCT 4C	2235	566	234 41.34%	332 58.66%		10	5	5 100.00%		2225	575	288 50.09%	287 49.91%	
CAPE PRECINCT 5A	2277	663	230 34.69%	433 65.31%		-	-	-		2277	671	351 52.31%	320 47.69%	
CAPE PRECINCT 5B	2054	357	135 37.82%	222 62.18%		-	-	-		2054	359	147 40.95%	212 59.05%	
CAPE PRECINCT 6B	685	90	27 30.00%	63 70.00%		-	-	-		685	95	45 47.37%	50 52.63%	
BYRD 1	2550	645	260 40.31%	385 59.69%		2550	548	548 100.00%		-	-	-	-	
BYRD 2	2674	638	318 49.84%	320 50.16%		2674	562	562 100.00%		-	-	-	-	
BYRD 3	2777	806	352 43.67%	454 56.33%		2777	702	702 100.00%		-	-	-	-	
BYRD 4	2325	543	227 41.80%	316 58.20%		2325	455	455 100.00%		-	-	-	-	
BYRD 5 AND 6	3680	987	418 42.35%	569 57.65%		3680	882	882 100.00%		-	-	-	-	
BROWN OWL	580	48	18 37.50%	30 62.50%		580	48	48 100.00%		-	-	-	-	
CAMPSTER	948	268	78 29.10%	190 70.90%		394	77	77 100.00%		554	188	96 51.06%	92 48.94%	
GORDONVILLE	1700	562	266 47.33%	296 52.67%		1681	477	477 100.00%		19	14	3 21.43%	11 78.57%	
WHITEWATER	566	186	53 28.49%	133 71.51%		566	166	166 100.00%		-	-	-	-	
BURFORDVILLE	808	256	106 41.41%	150 58.59%		808	226	226 100.00%		-	-	-	-	
HANOVER	1682	478	173 36.19%	305 63.81%		1682	432	432 100.00%		-	-	-	-	
NELL HOLCOMB	1304	410	167 40.73%	243 59.27%		1304	365	365 100.00%		-	-	-	-	
ORIOLE	571	173	74 42.77%	99 57.23%		571	148	148 100.00%		-	-	-	-	
FRUITLAND	2713	777	362 46.59%	415 53.41%		2713	700	700 100.00%		-	-	-	-	
NEW WELLS	564	181	71 39.23%	110 60.77%		564	158	158 100.00%		-	-	-	-	
POCAHONTAS	583	194	82 42.27%	112 57.73%		583	169	169 100.00%		-	-	-	-	
DELTA	849	224	123 54.91%	101 45.09%		849	186	186 100.00%		-	-	-	-	
MILLERSVILLE	1022	344	160 46.51%	184 53.49%		1022	289	289 100.00%		-	-	-	-	
FRIEDHEIM	505	159	81 50.94%	78 49.06%		505	139	139 100.00%		-	-	-	-	
OAK RIDGE	865	282	125 44.33%	157 55.67%		865	240	240 100.00%		-	-	-	-	
CENTRAL POLL	0	187	78 41.71%	109 58.29%		0	136	136 100.00%		0	27	15 55.56%	12 44.44%	
MAIL IN	0	9	4 44.44%	5 55.56%		0	2	2 100.00%		0	4	2 50.00%	2 50.00%	
ABSENTEE	0	1250	493 39.44%	757 60.56%		0	587	587 100.00%		0	571	256 44.83%	315 55.17%	
Total	53213	14391	5789 40.23%	8602 59.77%		29602	7900	7900 100.00%		23611	5410	2609 48.23%	2801 51.77%	

Statement of Votes Cast
 PRIMARY ELECTION - AUGUST 4, 2020
 CAPE GIRARDEAU COUNTY, MISSOURI
 ELECTION RESULTS
 OFFICIAL

Date: 8/7/2020
 Time: 3:35:32 PM

	CIRCUIT JUDGE, CIRCUIT 32, DIVISION 1				ASSOCIATE COMMISSIONER DIST. 1 (REPUBLICAN PARTY)							ASSOCIATE COMMISSIONER DIST. 2				
	Reg. Voters	Total Votes	SCOTT A. LIPKE		Reg. Voters	Total Votes	PAUL KOEPER		DWAYNE KIRCHHOFF		JOSH BIESTER		Reg. Voters	Total Votes	CHARLIE HERBST	
Jursidiction Wide																
CAPE PRECINCT 1	2982	291	291	100.00%	-	-	-	-	-	-	-	-	2982	290	290	100.00%
CAPE PRECINCT 2A	2477	149	149	100.00%	-	-	-	-	-	-	-	-	2477	154	154	100.00%
CAPE PRECINCT 2B	901	56	56	100.00%	-	-	-	-	-	-	-	-	901	56	56	100.00%
CAPE PRECINCT 3B	721	69	69	100.00%	-	-	-	-	-	-	-	-	721	68	68	100.00%
CAPE PRECINCT 6C	1468	264	264	100.00%	-	-	-	-	-	-	-	-	1468	264	264	100.00%
CAPE PRECINCT 3A	2831	492	492	100.00%	-	-	-	-	-	-	-	-	2831	503	503	100.00%
CAPE PRECINCT 4A	436	65	65	100.00%	-	-	-	-	-	-	-	-	436	64	64	100.00%
CAPE PRECINCT 6A	2170	566	566	100.00%	-	-	-	-	-	-	-	-	2170	570	570	100.00%
CAPE PRECINCT 4B	2710	727	727	100.00%	-	-	-	-	-	-	-	-	2710	728	728	100.00%
CAPE PRECINCT 4C	2235	491	491	100.00%	-	-	-	-	-	-	-	-	2235	484	484	100.00%
CAPE PRECINCT 5A	2277	571	571	100.00%	-	-	-	-	-	-	-	-	2277	566	566	100.00%
CAPE PRECINCT 5B	2054	315	315	100.00%	-	-	-	-	-	-	-	-	2054	320	320	100.00%
CAPE PRECINCT 6B	685	83	83	100.00%	-	-	-	-	-	-	-	-	685	84	84	100.00%
BYRD 1	2550	568	568	100.00%	2550	611	368	60.23%	147	24.06%	96	15.71%	-	-	-	-
BYRD 2	2674	580	580	100.00%	2674	625	331	52.96%	187	29.92%	107	17.12%	-	-	-	-
BYRD 3	2777	709	709	100.00%	2777	771	436	56.55%	214	27.76%	121	15.69%	-	-	-	-
BYRD 4	2325	461	461	100.00%	2325	506	277	54.74%	131	25.89%	98	19.37%	-	-	-	-
BYRD 5 AND 6	3680	877	877	100.00%	3680	968	438	45.25%	341	35.23%	189	19.52%	-	-	-	-
BROWN OWL	580	48	48	100.00%	580	45	17	37.78%	19	42.22%	9	20.00%	-	-	-	-
CAMPSTER	948	245	245	100.00%	948	246	130	52.85%	93	37.80%	23	9.35%	-	-	-	-
GORDONVILLE	1700	479	479	100.00%	1700	546	282	51.65%	151	27.66%	113	20.70%	-	-	-	-
WHITEWATER	566	163	163	100.00%	566	179	70	39.11%	92	51.40%	17	9.50%	-	-	-	-
BURFORDVILLE	808	222	222	100.00%	808	247	111	44.94%	86	34.82%	50	20.24%	-	-	-	-
HANOVER	1682	426	426	100.00%	1682	453	201	44.37%	219	48.34%	33	7.28%	-	-	-	-
NELL HOLCOMB	1304	352	352	100.00%	1304	396	115	29.04%	260	65.66%	21	5.30%	-	-	-	-
ORIOLE	571	145	145	100.00%	571	174	39	22.41%	127	72.99%	8	4.60%	-	-	-	-
FRUITLAND	2713	702	702	100.00%	2713	749	310	41.39%	327	43.66%	112	14.95%	-	-	-	-
NEW WELLS	564	160	160	100.00%	564	171	80	46.78%	71	41.52%	20	11.70%	-	-	-	-
POCAHONTAS	583	177	177	100.00%	583	189	85	44.97%	78	41.27%	26	13.76%	-	-	-	-
DELTA	849	180	180	100.00%	849	213	81	38.03%	100	46.95%	32	15.02%	-	-	-	-
MILLERSVILLE	1022	289	289	100.00%	1022	328	146	44.51%	108	32.93%	74	22.56%	-	-	-	-
FRIEDHEIM	505	139	139	100.00%	505	145	57	39.31%	61	42.07%	27	18.62%	-	-	-	-
OAK RIDGE	865	249	249	100.00%	865	269	125	46.47%	92	34.20%	52	19.33%	-	-	-	-
CENTRAL POLL	0	162	162	100.00%	0	149	77	51.68%	49	32.89%	23	15.44%	0	23	23	100.00%
MAIL IN	0	4	4	100.00%	0	4	4	100.00%	0	-	0	-	0	3	3	100.00%
ABSENTEE	0	1072	1072	100.00%	0	665	384	57.74%	199	29.92%	82	12.33%	0	480	480	100.00%
Total	53213	12548	12548	100.00%	29266	8649	4164	48.14%	3152	36.44%	1333	15.41%	23947	4657	4657	100.00%

Statement of Votes Cast
 PRIMARY ELECTION - AUGUST 4, 2020
 CAPE GIRARDEAU COUNTY, MISSOURI
 ELECTION RESULTS
 OFFICIAL

Date: 8/7/2020
 Time: 3:35:32 PM

	SHERIFF (REPUBLICAN PARTY)					ASSESSOR (REPUBLICAN PARTY)					TREASURER (REPUBLICAN PARTY)			
	Reg. Voters	Total Votes	DREW JUDEN		RUTH ANN DICKERSON	Reg. Voters	Total Votes	BOB ADAMS		Reg. Voters	Total Votes	ROGER L HUDSON		
Jursidiction Wide														
CAPE PRECINCT 1	2982	352	125	35.51%	227	64.49%	2982	274	274	100.00%	2982	281	281	100.00%
CAPE PRECINCT 2A	2477	185	50	27.03%	135	72.97%	2477	145	145	100.00%	2477	141	141	100.00%
CAPE PRECINCT 2B	901	63	17	26.98%	46	73.02%	901	54	54	100.00%	901	51	51	100.00%
CAPE PRECINCT 3B	721	77	28	36.36%	49	63.64%	721	69	69	100.00%	721	70	70	100.00%
CAPE PRECINCT 6C	1468	300	94	31.33%	206	68.67%	1468	262	262	100.00%	1468	260	260	100.00%
CAPE PRECINCT 3A	2831	581	170	29.26%	411	70.74%	2831	475	475	100.00%	2831	480	480	100.00%
CAPE PRECINCT 4A	436	75	21	28.00%	54	72.00%	436	64	64	100.00%	436	63	63	100.00%
CAPE PRECINCT 6A	2170	652	221	33.90%	431	66.10%	2170	561	561	100.00%	2170	564	564	100.00%
CAPE PRECINCT 4B	2710	868	271	31.22%	597	68.78%	2710	701	701	100.00%	2710	708	708	100.00%
CAPE PRECINCT 4C	2235	580	180	31.03%	400	68.97%	2235	474	474	100.00%	2235	471	471	100.00%
CAPE PRECINCT 5A	2277	666	252	37.84%	414	62.16%	2277	557	557	100.00%	2277	554	554	100.00%
CAPE PRECINCT 5B	2054	363	112	30.85%	251	69.15%	2054	308	308	100.00%	2054	315	315	100.00%
CAPE PRECINCT 6B	685	94	20	21.28%	74	78.72%	685	82	82	100.00%	685	82	82	100.00%
BYRD 1	2550	662	148	22.36%	514	77.64%	2550	545	545	100.00%	2550	536	536	100.00%
BYRD 2	2674	659	164	24.89%	495	75.11%	2674	561	561	100.00%	2674	558	558	100.00%
BYRD 3	2777	814	200	24.57%	614	75.43%	2777	693	693	100.00%	2777	687	687	100.00%
BYRD 4	2325	545	133	24.40%	412	75.60%	2325	449	449	100.00%	2325	437	437	100.00%
BYRD 5 AND 6	3680	1015	248	24.43%	767	75.57%	3680	850	850	100.00%	3680	850	850	100.00%
BROWN OWL	580	48	15	31.25%	33	68.75%	580	46	46	100.00%	580	45	45	100.00%
CAMPSTER	948	273	79	28.94%	194	71.06%	948	238	238	100.00%	948	238	238	100.00%
GORDONVILLE	1700	569	131	23.02%	438	76.98%	1700	471	471	100.00%	1700	464	464	100.00%
WHITEWATER	566	193	56	29.02%	137	70.98%	566	163	163	100.00%	566	160	160	100.00%
BURFORDVILLE	808	262	65	24.81%	197	75.19%	808	217	217	100.00%	808	216	216	100.00%
HANOVER	1682	486	167	34.36%	319	65.64%	1682	418	418	100.00%	1682	425	425	100.00%
NELL HOLCOMB	1304	415	178	42.89%	237	57.11%	1304	346	346	100.00%	1304	344	344	100.00%
ORIOLE	571	179	52	29.05%	127	70.95%	571	142	142	100.00%	571	139	139	100.00%
FRUITLAND	2713	798	230	28.82%	568	71.18%	2713	673	673	100.00%	2713	682	682	100.00%
NEW WELLS	564	182	56	30.77%	126	69.23%	564	156	156	100.00%	564	157	157	100.00%
POCAHONTAS	583	197	56	28.43%	141	71.57%	583	169	169	100.00%	583	169	169	100.00%
DELTA	849	228	63	27.63%	165	72.37%	849	177	177	100.00%	849	174	174	100.00%
MILLERSVILLE	1022	359	100	27.86%	259	72.14%	1022	280	280	100.00%	1022	282	282	100.00%
FRIEDHEIM	505	161	47	29.19%	114	70.81%	505	135	135	100.00%	505	136	136	100.00%
OAK RIDGE	865	286	55	19.23%	231	80.77%	865	237	237	100.00%	865	238	238	100.00%
CENTRAL POLL	0	194	72	37.11%	122	62.89%	0	155	155	100.00%	0	158	158	100.00%
MAIL IN	0	9	0	-	9	100.00%	0	5	5	100.00%	0	5	5	100.00%
ABSENTEE	0	1264	315	24.92%	949	75.08%	0	1049	1049	100.00%	0	1054	1054	100.00%
Total	53213	14654	4191	28.60%	10463	71.40%	53213	12201	12201	100.00%	53213	12194	12194	100.00%

Statement of Votes Cast
 PRIMARY ELECTION - AUGUST 4, 2020
 CAPE GIRARDEAU COUNTY, MISSOURI
 ELECTION RESULTS
 OFFICIAL

Date: 8/7/2020
 Time: 3:35:32 PM

	PUBLIC ADMINISTRATOR (REPUBLICAN PARTY)				CORONER (REPUBLICAN PARTY)							
	Reg. Voters	Total Votes	LISA REITZEL		Reg. Voters	Total Votes	WAVIS JORDAN		DENNIS TURNER		K. GERALD "JERRY" SWAN	
Jursidiction Wide												
CAPE PRECINCT 1	2982	275	275	100.00%	2982	324	115	35.49%	112	34.57%	97	29.94%
CAPE PRECINCT 2A	2477	146	146	100.00%	2477	170	55	32.35%	52	30.59%	63	37.06%
CAPE PRECINCT 2B	901	55	55	100.00%	901	61	14	22.95%	27	44.26%	20	32.79%
CAPE PRECINCT 3B	721	69	69	100.00%	721	74	30	40.54%	20	27.03%	24	32.43%
CAPE PRECINCT 3C	1468	257	257	100.00%	1468	277	68	24.55%	107	38.63%	102	36.82%
CAPE PRECINCT 4A	2831	481	481	100.00%	2831	542	185	34.13%	194	35.79%	163	30.07%
CAPE PRECINCT 4A	436	63	63	100.00%	436	68	24	35.29%	32	47.06%	12	17.65%
CAPE PRECINCT 6A	2170	556	556	100.00%	2170	595	206	34.62%	225	37.82%	164	27.56%
CAPE PRECINCT 4B	2710	700	700	100.00%	2710	788	281	35.66%	293	37.18%	214	27.16%
CAPE PRECINCT 4C	2235	467	467	100.00%	2235	528	190	35.98%	182	34.47%	156	29.55%
CAPE PRECINCT 5A	2277	547	547	100.00%	2277	623	221	35.47%	220	35.31%	182	29.21%
CAPE PRECINCT 5B	2054	307	307	100.00%	2054	340	111	32.65%	117	34.41%	112	32.94%
CAPE PRECINCT 6B	685	83	83	100.00%	685	86	29	33.72%	31	36.05%	26	30.23%
BYRD 1	2550	540	540	100.00%	2550	637	321	50.39%	174	27.32%	142	22.29%
BYRD 2	2674	550	550	100.00%	2674	642	292	45.48%	180	28.04%	170	26.48%
BYRD 3	2777	690	690	100.00%	2777	773	332	42.95%	246	31.82%	195	25.23%
BYRD 4	2325	439	439	100.00%	2325	515	227	44.08%	173	33.59%	115	22.33%
BYRD 5 AND 6	3680	850	850	100.00%	3680	975	440	45.13%	295	30.26%	240	24.62%
BROWN OWL	580	47	47	100.00%	580	45	17	37.78%	14	31.11%	14	31.11%
CAMPSTER	948	243	243	100.00%	948	259	89	34.36%	90	34.75%	80	30.89%
GORDONVILLE	1700	473	473	100.00%	1700	539	295	54.73%	138	25.60%	106	19.67%
WHITEWATER	566	168	168	100.00%	566	183	84	45.90%	69	37.70%	30	16.39%
BURFORDVILLE	808	214	214	100.00%	808	246	93	37.80%	77	31.30%	76	30.89%
HANOVER	1682	418	418	100.00%	1682	452	162	35.84%	156	34.51%	134	29.65%
NELL HOLCOMB	1304	345	345	100.00%	1304	391	128	32.74%	160	40.92%	103	26.34%
ORIOLE	571	139	139	100.00%	571	166	55	33.13%	62	37.35%	49	29.52%
FRUITLAND	2713	682	682	100.00%	2713	747	285	38.15%	279	37.35%	183	24.50%
NEW WELLS	564	158	158	100.00%	564	170	63	37.06%	76	44.71%	31	18.24%
POCAHONTAS	583	171	171	100.00%	583	197	84	42.64%	74	37.56%	39	19.80%
DELTA	849	187	187	100.00%	849	214	93	43.46%	72	33.64%	49	22.90%
MILLERSVILLE	1022	282	282	100.00%	1022	330	151	45.76%	89	26.97%	90	27.27%
FRIEDHEIM	505	137	137	100.00%	505	153	61	39.87%	58	37.91%	34	22.22%
OAK RIDGE	865	239	239	100.00%	865	273	133	48.72%	87	31.87%	53	19.41%
CENTRAL POLL	0	162	162	100.00%	0	178	74	41.57%	59	33.15%	45	25.28%
MAIL IN	0	6	6	100.00%	0	8	2	25.00%	2	25.00%	4	50.00%
ABSENTEE	0	1029	1029	100.00%	0	1140	403	35.35%	443	38.86%	294	25.79%
Total	53213	12175	12175	100.00%	53213	13709	5413	39.49%	4685	34.17%	3611	26.34%

Statement of Votes Cast
 PRIMARY ELECTION - AUGUST 4, 2020
 CAPE GIRARDEAU COUNTY, MISSOURI
 ELECTION RESULTS
 OFFICIAL

Date: 8/7/2020
 Time: 3:35:32 PM

GOVERNOR (DEMOCRATIC PARTY)											
	Reg. Voters	Total Votes	NICOLE GALLOWAY	JIMMIE MATTHEWS	ANTOIN JOHNSON	ERIC MORRISON	ROBIN JOHN DANIEL VAN QUAETHM				
Jursidiction Wide											
CAPE PRECINCT 1	2982	162	125 77.16%	6 3.70%	19 11.73%	8 4.94%	4 2.47%				
CAPE PRECINCT 2A	2477	178	146 82.02%	4 2.25%	16 8.99%	10 5.62%	2 1.12%				
CAPE PRECINCT 2B	901	42	24 57.14%	6 14.29%	6 14.29%	4 9.52%	2 4.76%				
CAPE PRECINCT 3B	721	45	38 84.44%	1 2.22%	2 4.44%	4 8.89%	0 -				
CAPE PRECINCT 3C	1468	51	44 86.27%	0 -	2 3.92%	4 7.84%	1 1.96%				
CAPE PRECINCT 6A	2831	142	122 85.92%	3 2.11%	9 6.34%	6 4.23%	2 1.41%				
CAPE PRECINCT 4A	436	16	12 75.00%	0 -	2 12.50%	1 6.25%	1 6.25%				
CAPE PRECINCT 6A	2170	83	70 84.34%	6 7.23%	3 3.61%	4 4.82%	0 -				
CAPE PRECINCT 4B	2710	123	101 82.11%	3 2.44%	5 4.07%	13 10.57%	1 0.81%				
CAPE PRECINCT 4C	2235	122	95 77.87%	6 4.92%	6 4.92%	14 11.48%	1 0.82%				
CAPE PRECINCT 5A	2277	100	75 75.00%	6 6.00%	7 7.00%	10 10.00%	2 2.00%				
CAPE PRECINCT 5B	2054	120	96 80.00%	7 5.83%	14 11.67%	3 2.50%	0 -				
CAPE PRECINCT 6B	685	35	21 60.00%	2 5.71%	6 17.14%	3 8.57%	3 8.57%				
BYRD 1	2550	80	65 81.25%	4 5.00%	2 2.50%	7 8.75%	2 2.50%				
BYRD 2	2674	66	57 86.36%	3 4.55%	2 3.03%	3 4.55%	1 1.52%				
BYRD 3	2777	76	65 85.53%	0 -	2 2.63%	7 9.21%	2 2.63%				
BYRD 4	2325	76	64 84.21%	3 3.95%	5 6.58%	3 3.95%	1 1.32%				
BYRD 5 AND 6	3680	72	59 81.94%	4 5.56%	3 4.17%	5 6.94%	1 1.39%				
BROWN OWL	580	2	2 100.00%	0 -	0 -	0 -	0 -				
CAMPSTER	948	22	18 81.82%	1 4.55%	2 9.09%	1 4.55%	0 -				
GORDONVILLE	1700	41	35 85.37%	0 -	2 4.88%	4 9.76%	0 -				
WHITEWATER	566	15	6 40.00%	4 26.67%	1 6.67%	4 26.67%	0 -				
BURFORDVILLE	808	26	17 65.38%	2 7.69%	1 3.85%	4 15.38%	2 7.69%				
HANOVER	1682	45	35 77.78%	5 11.11%	1 2.22%	3 6.67%	1 2.22%				
NELL HOLCOMB	1304	47	34 72.34%	4 8.51%	5 10.64%	3 6.38%	1 2.13%				
ORIOLE	571	23	19 82.61%	3 13.04%	0 -	1 4.35%	0 -				
FRUITLAND	2713	54	38 70.37%	6 11.11%	4 7.41%	4 7.41%	2 3.70%				
NEW WELLS	564	5	5 100.00%	0 -	0 -	0 -	0 -				
POCAHONTAS	583	9	8 88.89%	1 11.11%	0 -	0 -	0 -				
DELTA	849	19	9 47.37%	3 15.79%	0 -	7 36.84%	0 -				
MILLERSVILLE	1022	19	17 89.47%	1 5.26%	0 -	1 5.26%	0 -				
FRIEDHEIM	505	7	4 57.14%	2 28.57%	0 -	0 -	1 14.29%				
OAK RIDGE	865	24	17 70.83%	5 20.83%	1 4.17%	1 4.17%	0 -				
CENTRAL POLL	0	10	9 90.00%	0 -	0 -	1 10.00%	0 -				
MAIL IN	0	15	14 93.33%	1 6.67%	0 -	0 -	0 -				
ABSENTEE	0	558	477 85.48%	17 3.05%	20 3.58%	36 6.45%	8 1.43%				
Total	53213	2530	2043 80.75%	119 4.70%	148 5.85%	179 7.08%	41 1.62%				

Statement of Votes Cast
 PRIMARY ELECTION - AUGUST 4, 2020
 CAPE GIRARDEAU COUNTY, MISSOURI
 ELECTION RESULTS
 OFFICIAL

Date: 8/7/2020
 Time: 3:35:32 PM

	LIEUTENANT GOVERNOR (DEMOCRATIC PARTY)						SECRETARY OF STATE (DEMOCRATIC PARTY)				STATE TREASURER (DEMOCRATIC PARTY)			
	Reg. Voters	Total Votes	GREGORY A UPCHURCH		ALISSIA CANADY		Reg. Voters	Total Votes	YINKA FALETI		Reg. Voters	Total Votes	VICKI LORENZ ENGLUND	
Jursidiction Wide														
CAPE PRECINCT 1	2982	153	46	30.07%	107	69.93%	2982	151	151	100.00%	2982	151	151	100.00%
CAPE PRECINCT 2A	2477	170	38	22.35%	132	77.65%	2477	155	155	100.00%	2477	158	158	100.00%
CAPE PRECINCT 2B	901	41	13	31.71%	28	68.29%	901	34	34	100.00%	901	34	34	100.00%
CAPE PRECINCT 3B	721	45	16	35.56%	29	64.44%	721	43	43	100.00%	721	43	43	100.00%
CAPE PRECINCT 6C	1468	51	12	23.53%	39	76.47%	1468	44	44	100.00%	1468	45	45	100.00%
CAPE PRECINCT 3A	2831	141	31	21.99%	110	78.01%	2831	130	130	100.00%	2831	126	126	100.00%
CAPE PRECINCT 4A	436	15	4	26.67%	11	73.33%	436	15	15	100.00%	436	16	16	100.00%
CAPE PRECINCT 6A	2170	79	22	27.85%	57	72.15%	2170	75	75	100.00%	2170	76	76	100.00%
CAPE PRECINCT 4B	2710	117	31	26.50%	86	73.50%	2710	106	106	100.00%	2710	110	110	100.00%
CAPE PRECINCT 4C	2235	114	34	29.82%	80	70.18%	2235	103	103	100.00%	2235	107	107	100.00%
CAPE PRECINCT 5A	2277	99	31	31.31%	68	68.69%	2277	93	93	100.00%	2277	92	92	100.00%
CAPE PRECINCT 5B	2054	114	31	27.19%	83	72.81%	2054	109	109	100.00%	2054	111	111	100.00%
CAPE PRECINCT 6B	685	32	4	12.50%	28	87.50%	685	34	34	100.00%	685	32	32	100.00%
BYRD 1	2550	78	24	30.77%	54	69.23%	2550	73	73	100.00%	2550	72	72	100.00%
BYRD 2	2674	65	19	29.23%	46	70.77%	2674	62	62	100.00%	2674	63	63	100.00%
BYRD 3	2777	69	19	27.54%	50	72.46%	2777	58	58	100.00%	2777	58	58	100.00%
BYRD 4	2325	72	18	25.00%	54	75.00%	2325	67	67	100.00%	2325	64	64	100.00%
BYRD 5 AND 6	3680	70	27	38.57%	43	61.43%	3680	64	64	100.00%	3680	65	65	100.00%
BROWN OWL	580	2	0	-	2	100.00%	580	2	2	100.00%	580	2	2	100.00%
CAMPSTER	948	21	3	14.29%	18	85.71%	948	20	20	100.00%	948	21	21	100.00%
GORDONVILLE	1700	41	13	31.71%	28	68.29%	1700	40	40	100.00%	1700	41	41	100.00%
WHITEWATER	566	14	7	50.00%	7	50.00%	566	12	12	100.00%	566	13	13	100.00%
BURFORDVILLE	808	25	7	28.00%	18	72.00%	808	23	23	100.00%	808	23	23	100.00%
HANOVER	1682	42	16	38.10%	26	61.90%	1682	38	38	100.00%	1682	37	37	100.00%
NELL HOLCOMB	1304	44	12	27.27%	32	72.73%	1304	40	40	100.00%	1304	42	42	100.00%
ORIOLE	571	22	3	13.64%	19	86.36%	571	18	18	100.00%	571	21	21	100.00%
FRUITLAND	2713	54	19	35.19%	35	64.81%	2713	50	50	100.00%	2713	50	50	100.00%
NEW WELLS	564	5	0	-	5	100.00%	564	4	4	100.00%	564	4	4	100.00%
POCAHONTAS	583	8	2	25.00%	6	75.00%	583	8	8	100.00%	583	8	8	100.00%
DELTA	849	19	12	63.16%	7	36.84%	849	17	17	100.00%	849	17	17	100.00%
MILLERSVILLE	1022	19	5	26.32%	14	73.68%	1022	19	19	100.00%	1022	19	19	100.00%
FRIEDHEIM	505	7	2	28.57%	5	71.43%	505	6	6	100.00%	505	7	7	100.00%
OAK RIDGE	865	20	6	30.00%	14	70.00%	865	21	21	100.00%	865	22	22	100.00%
CENTRAL POLL	0	10	2	20.00%	8	80.00%	0	9	9	100.00%	0	9	9	100.00%
MAIL IN	0	15	5	33.33%	10	66.67%	0	14	14	100.00%	0	14	14	100.00%
ABSENTEE	0	527	183	34.72%	344	65.28%	0	480	480	100.00%	0	492	492	100.00%
Total	53213	2420	717	29.63%	1703	70.37%	53213	2237	2237	100.00%	53213	2265	2265	100.00%

Statement of Votes Cast
 PRIMARY ELECTION - AUGUST 4, 2020
 CAPE GIRARDEAU COUNTY, MISSOURI
 ELECTION RESULTS
 OFFICIAL

Date: 8/7/2020
 Time: 3:35:32 PM

	ATTORNEY GENERAL (DEMOCRATIC PARTY)					US REP. DIST. 8 (DEMOCRATIC PARTY)				STATE SENATOR DIST. 27 (DEMOCRATIC PARTY)				
	Reg. Voters	Total Votes	RICH FINNERAN	ELAD GROSS		Reg. Voters	Total Votes	KATHY ELLIS		Reg. Voters	Total Votes	DONNIE OWENS		
Jursidiction Wide	2982	154	69	44.81%	85	55.19%	2982	159	159	100.00%	2982	151	151	100.00%
CAPE PRECINCT 1	2477	163	57	34.97%	106	65.03%	2477	163	163	100.00%	2477	160	160	100.00%
CAPE PRECINCT 2A	901	38	15	39.47%	23	60.53%	901	35	35	100.00%	901	36	36	100.00%
CAPE PRECINCT 2B	721	44	18	40.91%	26	59.09%	721	45	45	100.00%	721	43	43	100.00%
CAPE PRECINCT 3B	1468	49	27	55.10%	22	44.90%	1468	46	46	100.00%	1468	44	44	100.00%
CAPE PRECINCT 6C	2831	138	52	37.68%	86	62.32%	2831	128	128	100.00%	2831	129	129	100.00%
CAPE PRECINCT 3A	436	16	5	31.25%	11	68.75%	436	15	15	100.00%	436	14	14	100.00%
CAPE PRECINCT 4A	2170	77	41	53.25%	36	46.75%	2170	78	78	100.00%	2170	74	74	100.00%
CAPE PRECINCT 6A	2710	113	53	46.90%	60	53.10%	2710	111	111	100.00%	2710	111	111	100.00%
CAPE PRECINCT 4B	2235	115	53	46.09%	62	53.91%	2235	108	108	100.00%	2235	105	105	100.00%
CAPE PRECINCT 4C	2277	97	48	49.48%	49	50.52%	2277	96	96	100.00%	2277	97	97	100.00%
CAPE PRECINCT 5A	2054	114	47	41.23%	67	58.77%	2054	114	114	100.00%	2054	109	109	100.00%
CAPE PRECINCT 5B	685	34	15	44.12%	19	55.88%	685	34	34	100.00%	685	33	33	100.00%
CAPE PRECINCT 6B	2550	76	38	50.00%	38	50.00%	2550	74	74	100.00%	2550	68	68	100.00%
BYRD 1	2674	63	34	53.97%	29	46.03%	2674	65	65	100.00%	2674	56	56	100.00%
BYRD 2	2777	61	35	57.38%	26	42.62%	2777	64	64	100.00%	2777	57	57	100.00%
BYRD 3	2325	70	34	48.57%	36	51.43%	2325	70	70	100.00%	2325	65	65	100.00%
BYRD 4	3680	68	43	63.24%	25	36.76%	3680	68	68	100.00%	3680	63	63	100.00%
BYRD 5 AND 6	580	2	1	50.00%	1	50.00%	580	2	2	100.00%	580	2	2	100.00%
BROWN OWL	948	19	6	31.58%	13	68.42%	948	22	22	100.00%	948	20	20	100.00%
CAMPSTER	1700	41	12	29.27%	29	70.73%	1700	42	42	100.00%	1700	36	36	100.00%
GORDONVILLE	566	13	10	76.92%	3	23.08%	566	12	12	100.00%	566	9	9	100.00%
WHITEWATER	808	24	19	79.17%	5	20.83%	808	24	24	100.00%	808	23	23	100.00%
BURFORDVILLE	1682	41	20	48.78%	21	51.22%	1682	39	39	100.00%	1682	39	39	100.00%
HANOVER	1304	42	21	50.00%	21	50.00%	1304	42	42	100.00%	1304	39	39	100.00%
NELL HOLCOMB	571	21	11	52.38%	10	47.62%	571	21	21	100.00%	571	19	19	100.00%
ORIOLE	2713	52	35	67.31%	17	32.69%	2713	52	52	100.00%	2713	51	51	100.00%
FRUITLAND	564	5	5	100.00%	0	-	564	5	5	100.00%	564	4	4	100.00%
NEW WELLS	583	8	1	12.50%	7	87.50%	583	9	9	100.00%	583	9	9	100.00%
POCAHONTAS	849	19	15	78.95%	4	21.05%	849	16	16	100.00%	849	14	14	100.00%
DELTA	1022	19	13	68.42%	6	31.58%	1022	19	19	100.00%	1022	17	17	100.00%
MILLERSVILLE	505	7	6	85.71%	1	14.29%	505	7	7	100.00%	505	5	5	100.00%
FRIEDHEIM	865	23	18	78.26%	5	21.74%	865	23	23	100.00%	865	21	21	100.00%
OAK RIDGE	0	10	7	70.00%	3	30.00%	0	9	9	100.00%	0	9	9	100.00%
CENTRAL POLL	0	15	6	40.00%	9	60.00%	0	14	14	100.00%	0	13	13	100.00%
MAIL IN	0	526	271	51.52%	255	48.48%	0	514	514	100.00%	0	467	467	100.00%
ABSENTEE														
Total	53213	2377	1161	48.84%	1216	51.16%	53213	2345	2345	100.00%	53213	2212	2212	100.00%

Statement of Votes Cast
 PRIMARY ELECTION - AUGUST 4, 2020
 CAPE GIRARDEAU COUNTY, MISSOURI
 ELECTION RESULTS
 OFFICIAL

Date: 8/7/2020
 Time: 3:35:32 PM

	STATE REP. DIST. 147 (DEMOCRATIC PARTY)				CAPE GIRARDEAU WARD 6 COMMITTEEMAN (DEMOCRATIC PARTY)							GOVERNOR (LIBERTARIAN PARTY)			
	Reg. Voters	Total Votes	ANDY LEIGHTON		Reg. Voters	Total Votes	ANDY LEIGHTON	MICHAEL MASTERSON	WRITE IN		Reg. Voters	Total Votes	RIK COMBS		
Jursidiction Wide															
CAPE PRECINCT 1	2982	150	150	100.00%	-	-	-	-	-	-	2982	3	3	100.00%	
CAPE PRECINCT 2A	2477	157	157	100.00%	-	-	-	-	-	-	2477	0	0	-	
CAPE PRECINCT 2B	901	37	37	100.00%	-	-	-	-	-	-	901	1	1	100.00%	
CAPE PRECINCT 3B	721	43	43	100.00%	-	-	-	-	-	-	721	1	1	100.00%	
CAPE PRECINCT 6C	1468	45	45	100.00%	1468	48	20	41.67%	28	58.33%	0	1468	1	1	100.00%
CAPE PRECINCT 3A	2831	132	132	100.00%	-	-	-	-	-	-	2831	7	7	100.00%	
CAPE PRECINCT 4A	196	6	6	100.00%	-	-	-	-	-	-	436	0	0	-	
CAPE PRECINCT 6A	1957	73	73	100.00%	2170	75	36	48.00%	39	52.00%	0	2170	2	2	100.00%
CAPE PRECINCT 4B	2264	99	99	100.00%	-	-	-	-	-	-	2710	1	1	100.00%	
CAPE PRECINCT 4C	2225	108	108	100.00%	-	-	-	-	-	-	2235	2	2	100.00%	
CAPE PRECINCT 5A	2277	98	98	100.00%	-	-	-	-	-	-	2277	2	2	100.00%	
CAPE PRECINCT 5B	2054	112	112	100.00%	-	-	-	-	-	-	2054	2	2	100.00%	
CAPE PRECINCT 6B	685	34	34	100.00%	685	33	13	39.39%	20	60.61%	0	685	0	0	-
BYRD 1	-	-	-	-	-	-	-	-	-	-	2550	1	1	100.00%	
BYRD 2	-	-	-	-	-	-	-	-	-	-	2674	4	4	100.00%	
BYRD 3	-	-	-	-	-	-	-	-	-	-	2777	4	4	100.00%	
BYRD 4	-	-	-	-	-	-	-	-	-	-	2325	2	2	100.00%	
BYRD 5 AND 6	-	-	-	-	-	-	-	-	-	-	3680	0	0	-	
BROWN OWL	-	-	-	-	-	-	-	-	-	-	580	0	0	-	
CAMPSTER	554	9	9	100.00%	-	-	-	-	-	-	948	0	0	-	
GORDONVILLE	19	0	0	-	-	-	-	-	-	-	1700	1	1	100.00%	
WHITEWATER	-	-	-	-	-	-	-	-	-	-	566	0	0	-	
BURFORDVILLE	-	-	-	-	-	-	-	-	-	-	808	1	1	100.00%	
HANOVER	-	-	-	-	-	-	-	-	-	-	1682	0	0	-	
NELL HOLCOMB	-	-	-	-	-	-	-	-	-	-	1304	0	0	-	
ORIOLE	-	-	-	-	-	-	-	-	-	-	571	0	0	-	
FRUITLAND	-	-	-	-	-	-	-	-	-	-	2713	1	1	100.00%	
NEW WELLS	-	-	-	-	-	-	-	-	-	-	564	1	1	100.00%	
POCAHONTAS	-	-	-	-	-	-	-	-	-	-	583	0	0	-	
DELTA	-	-	-	-	-	-	-	-	-	-	849	0	0	-	
MILLERSVILLE	-	-	-	-	-	-	-	-	-	-	1022	2	2	100.00%	
FRIEDHEIM	-	-	-	-	-	-	-	-	-	-	505	2	2	100.00%	
OAK RIDGE	-	-	-	-	-	-	-	-	-	-	865	1	1	100.00%	
CENTRAL POLL	0	4	4	100.00%	0	0	0	-	0	0	0	4	4	100.00%	
MAIL IN	0	5	5	100.00%	0	2	1	50.00%	1	50.00%	0	0	0	0	-
ABSENTEE	0	282	282	100.00%	0	69	42	60.87%	27	39.13%	0	0	2	2	100.00%
Total	23611	1394	1394	100.00%	4323	227	112	49.34%	115	50.66%	0	53213	48	48	100.00%

Statement of Votes Cast
 PRIMARY ELECTION - AUGUST 4, 2020
 CAPE GIRARDEAU COUNTY, MISSOURI
 ELECTION RESULTS
 OFFICIAL

Date: 8/7/2020
 Time: 3:35:32 PM

	LIEUTENANT GOVERNOR (LIBERTARIAN PARTY)				SECRETARY OF STATE (LIBERTARIAN PARTY)				STATE TREASURER (LIBERTARIAN PARTY)				ATTORNEY GENERAL (LIBERTARIAN PARTY)			
	Reg. Voters	Total Votes	BILL SLANTZ		Reg. Voters	Total Votes	CARL HERMAN FREESE		Reg. Voters	Total Votes	NICHOLAS (NICK) KASOFF		Reg. Voters	Total Votes	KEVIN C BABCOCK	
Jursidiction Wide																
CAPE PRECINCT 1	2982	3	3	100.00%	2982	3	3	100.00%	2982	3	3	100.00%	2982	3	3	100.00%
CAPE PRECINCT 2A	2477	0	0	-	2477	0	0	-	2477	0	0	-	2477	0	0	-
CAPE PRECINCT 2B	901	1	1	100.00%	901	1	1	100.00%	901	1	1	100.00%	901	1	1	100.00%
CAPE PRECINCT 3B	721	1	1	100.00%	721	1	1	100.00%	721	1	1	100.00%	721	1	1	100.00%
CAPE PRECINCT 6C	1468	1	1	100.00%	1468	1	1	100.00%	1468	1	1	100.00%	1468	1	1	100.00%
CAPE PRECINCT 3A	2831	7	7	100.00%	2831	6	6	100.00%	2831	5	5	100.00%	2831	6	6	100.00%
CAPE PRECINCT 4A	436	0	0	-	436	0	0	-	436	0	0	-	436	0	0	-
CAPE PRECINCT 6A	2170	2	2	100.00%	2170	2	2	100.00%	2170	2	2	100.00%	2170	2	2	100.00%
CAPE PRECINCT 4B	2710	1	1	100.00%	2710	1	1	100.00%	2710	1	1	100.00%	2710	1	1	100.00%
CAPE PRECINCT 4C	2235	2	2	100.00%	2235	2	2	100.00%	2235	2	2	100.00%	2235	2	2	100.00%
CAPE PRECINCT 5A	2277	2	2	100.00%	2277	2	2	100.00%	2277	2	2	100.00%	2277	2	2	100.00%
CAPE PRECINCT 5B	2054	2	2	100.00%	2054	2	2	100.00%	2054	2	2	100.00%	2054	2	2	100.00%
CAPE PRECINCT 6B	685	0	0	-	685	0	0	-	685	0	0	-	685	0	0	-
BYRD 1	2550	1	1	100.00%	2550	1	1	100.00%	2550	1	1	100.00%	2550	1	1	100.00%
BYRD 2	2674	4	4	100.00%	2674	4	4	100.00%	2674	4	4	100.00%	2674	4	4	100.00%
BYRD 3	2777	4	4	100.00%	2777	4	4	100.00%	2777	4	4	100.00%	2777	4	4	100.00%
BYRD 4	2325	2	2	100.00%	2325	2	2	100.00%	2325	2	2	100.00%	2325	2	2	100.00%
BYRD 5 AND 6	3680	0	0	-	3680	0	0	-	3680	0	0	-	3680	0	0	-
BROWN OWL	580	0	0	-	580	0	0	-	580	0	0	-	580	0	0	-
CAMPSTER	948	0	0	-	948	0	0	-	948	0	0	-	948	0	0	-
GORDONVILLE	1700	1	1	100.00%	1700	1	1	100.00%	1700	1	1	100.00%	1700	1	1	100.00%
WHITEWATER	566	0	0	-	566	0	0	-	566	0	0	-	566	0	0	-
BURFORDVILLE	808	1	1	100.00%	808	1	1	100.00%	808	1	1	100.00%	808	1	1	100.00%
HANOVER	1682	0	0	-	1682	0	0	-	1682	0	0	-	1682	0	0	-
NELL HOLCOMB	1304	0	0	-	1304	0	0	-	1304	0	0	-	1304	0	0	-
ORIOLE	571	0	0	-	571	0	0	-	571	0	0	-	571	0	0	-
FRUITLAND	2713	1	1	100.00%	2713	1	1	100.00%	2713	1	1	100.00%	2713	1	1	100.00%
NEW WELLS	564	1	1	100.00%	564	1	1	100.00%	564	1	1	100.00%	564	1	1	100.00%
POCAHONTAS	583	0	0	-	583	0	0	-	583	0	0	-	583	0	0	-
DELTA	849	0	0	-	849	0	0	-	849	0	0	-	849	0	0	-
MILLERSVILLE	1022	2	2	100.00%	1022	2	2	100.00%	1022	2	2	100.00%	1022	2	2	100.00%
FRIEDHEIM	505	2	2	100.00%	505	2	2	100.00%	505	2	2	100.00%	505	2	2	100.00%
OAK RIDGE	865	1	1	100.00%	865	1	1	100.00%	865	1	1	100.00%	865	1	1	100.00%
CENTRAL POLL	0	4	4	100.00%	0	4	4	100.00%	0	4	4	100.00%	0	4	4	100.00%
MAIL IN	0	0	0	-	0	0	0	-	0	0	0	-	0	0	0	-
ABSENTEE	0	2	2	100.00%	0	2	2	100.00%	0	2	2	100.00%	0	2	2	100.00%
Total	53213	48	48	100.00%	53213	47	47	100.00%	53213	46	46	100.00%	53213	47	47	100.00%

Statement of Votes Cast
 PRIMARY ELECTION - AUGUST 4, 2020
 CAPE GIRARDEAU COUNTY, MISSOURI
 ELECTION RESULTS
 OFFICIAL

Date: 8/7/2020
 Time: 3:35:32 PM

	US REP. DIST. 8 (LIBERTARIAN PARTY)				GOVERNOR (GREEN PARTY)				LIEUTENANT GOVERNOR (GREEN PARTY)				SECRETARY OF STATE (GREEN PARTY)			
	Reg. Voters	Total Votes	TOM SCHMITZ		Reg. Voters	Total Votes	JEROME HOWARD BAUER		Reg. Voters	Total Votes	KELLEY DRAGOO		Reg. Voters	Total Votes	PAUL LEHMANN	
Jursidiction Wide																
CAPE PRECINCT 1	2982	3	3	100.00%	2982	0	0		2982	0	0		2982	0	0	
CAPE PRECINCT 2A	2477	0	0		2477	2	2	100.00%	2477	2	2	100.00%	2477	2	2	100.00%
CAPE PRECINCT 2B	901	1	1	100.00%	901	0	0		901	0	0		901	0	0	
CAPE PRECINCT 3B	721	1	1	100.00%	721	1	1	100.00%	721	1	1	100.00%	721	1	1	100.00%
CAPE PRECINCT 6C	1468	1	1	100.00%	1468	0	0		1468	0	0		1468	0	0	
CAPE PRECINCT 3A	2831	7	7	100.00%	2831	0	0		2831	0	0		2831	0	0	
CAPE PRECINCT 4A	436	0	0		436	0	0		436	0	0		436	0	0	
CAPE PRECINCT 6A	2170	2	2	100.00%	2170	0	0		2170	0	0		2170	0	0	
CAPE PRECINCT 4B	2710	1	1	100.00%	2710	0	0		2710	1	1	100.00%	2710	0	0	
CAPE PRECINCT 4C	2235	2	2	100.00%	2235	2	2	100.00%	2235	2	2	100.00%	2235	2	2	100.00%
CAPE PRECINCT 5A	2277	2	2	100.00%	2277	0	0		2277	0	0		2277	0	0	
CAPE PRECINCT 5B	2054	2	2	100.00%	2054	1	1	100.00%	2054	1	1	100.00%	2054	1	1	100.00%
CAPE PRECINCT 6B	685	0	0		685	1	1	100.00%	685	1	1	100.00%	685	1	1	100.00%
BYRD 1	2550	1	1	100.00%	2550	0	0		2550	0	0		2550	0	0	
BYRD 2	2674	4	4	100.00%	2674	1	1	100.00%	2674	1	1	100.00%	2674	1	1	100.00%
BYRD 3	2777	4	4	100.00%	2777	0	0		2777	0	0		2777	0	0	
BYRD 4	2325	2	2	100.00%	2325	0	0		2325	0	0		2325	0	0	
BYRD 5 AND 6	3680	0	0		3680	0	0		3680	0	0		3680	0	0	
BROWN OWL	580	0	0		580	0	0		580	0	0		580	0	0	
CAMPSTER	948	0	0		948	0	0		948	0	0		948	0	0	
GORDONVILLE	1700	1	1	100.00%	1700	0	0		1700	0	0		1700	0	0	
WHITEWATER	566	0	0		566	0	0		566	0	0		566	0	0	
BURFORDVILLE	808	1	1	100.00%	808	1	1	100.00%	808	1	1	100.00%	808	1	1	100.00%
HANOVER	1682	0	0		1682	0	0		1682	0	0		1682	0	0	
NELL HOLCOMB	1304	0	0		1304	0	0		1304	0	0		1304	0	0	
ORIOLE	571	0	0		571	0	0		571	0	0		571	0	0	
FRUITLAND	2713	1	1	100.00%	2713	0	0		2713	0	0		2713	0	0	
NEW WELLS	564	1	1	100.00%	564	0	0		564	0	0		564	0	0	
POCAHONTAS	583	0	0		583	0	0		583	0	0		583	0	0	
DELTA	849	0	0		849	0	0		849	0	0		849	0	0	
MILLERSVILLE	1022	2	2	100.00%	1022	0	0		1022	0	0		1022	0	0	
FRIEDHEIM	505	2	2	100.00%	505	0	0		505	0	0		505	0	0	
OAK RIDGE	865	1	1	100.00%	865	0	0		865	0	0		865	0	0	
CENTRAL POLL	0	4	4	100.00%	0	0	0		0	0	0		0	0	0	
MAIL IN	0	0	0		0	0	0		0	0	0		0	0	0	
ABSENTEE	0	2	2	100.00%	0	2	2	100.00%	0	1	1	100.00%	0	1	1	100.00%
Total	53213	48	48	100.00%	53213	11	11	100.00%	53213	11	11	100.00%	53213	10	10	100.00%

Statement of Votes Cast
 PRIMARY ELECTION - AUGUST 4, 2020
 CAPE GIRARDEAU COUNTY, MISSOURI
 ELECTION RESULTS
 OFFICIAL

Date: 8/7/2020
 Time: 3:35:32 PM

	STATE TREASURER (GREEN PARTY)			SECRETARY OF STATE (CONSTITUTION PARTY)			CONST. AMEND. 2					
	Reg. Voters	Total Votes	JOSEPH CIVETTINI	Reg. Voters	Total Votes	PAUL VENABLE	Reg. Voters	Total Votes	YES	NO		
Jursidiction Wide												
CAPE PRECINCT 1	2982	0	0	2982	0	0	2982	515	266	51.65%	249	48.35%
CAPE PRECINCT 2A	2477	2	2 100.00%	2477	1	1 100.00%	2477	381	257	67.45%	124	32.55%
CAPE PRECINCT 2B	901	0	0	901	0	0	901	112	57	50.89%	55	49.11%
CAPE PRECINCT 3B	721	1	1 100.00%	721	0	0	721	130	72	55.38%	58	44.62%
CAPE PRECINCT 6C	1468	0	0	1468	0	0	1468	353	120	33.99%	233	66.01%
CAPE PRECINCT 3A	2831	0	0	2831	0	0	2831	744	332	44.62%	412	55.38%
CAPE PRECINCT 4A	436	0	0	436	0	0	436	91	40	43.96%	51	56.04%
CAPE PRECINCT 6A	2170	0	0	2170	0	0	2170	742	229	30.86%	513	69.14%
CAPE PRECINCT 4B	2710	0	0	2710	0	0	2710	994	321	32.29%	673	67.71%
CAPE PRECINCT 4C	2235	2	2 100.00%	2235	2	2 100.00%	2235	716	279	38.97%	437	61.03%
CAPE PRECINCT 5A	2277	0	0	2277	0	0	2277	794	245	30.86%	549	69.14%
CAPE PRECINCT 5B	2054	1	1 100.00%	2054	0	0	2054	503	198	39.36%	305	60.64%
CAPE PRECINCT 6B	685	1	1 100.00%	685	0	0	685	134	56	41.79%	78	58.21%
BYRD 1	2550	0	0	2550	0	0	2550	739	200	27.06%	539	72.94%
BYRD 2	2674	1	1 100.00%	2674	0	0	2674	729	185	25.38%	544	74.62%
BYRD 3	2777	0	0	2777	2	2 100.00%	2777	901	201	22.31%	700	77.69%
BYRD 4	2325	0	0	2325	0	0	2325	627	185	29.51%	442	70.49%
BYRD 5 AND 6	3680	0	0	3680	0	0	3680	1076	227	21.10%	849	78.90%
BROWN OWL	580	0	0	580	0	0	580	51	7	13.73%	44	86.27%
CAMPSTER	948	0	0	948	0	0	948	292	68	23.29%	224	76.71%
GORDONVILLE	1700	0	0	1700	0	0	1700	613	124	20.23%	489	79.77%
WHITEWATER	566	0	0	566	0	0	566	210	23	10.95%	187	89.05%
BURFORDVILLE	808	1	1 100.00%	808	0	0	808	284	51	17.96%	233	82.04%
HANOVER	1682	0	0	1682	0	0	1682	533	130	24.39%	403	75.61%
NELL HOLCOMB	1304	0	0	1304	0	0	1304	457	116	25.38%	341	74.62%
ORIOLE	571	0	0	571	0	0	571	195	35	17.95%	160	82.05%
FRUITLAND	2713	0	0	2713	0	0	2713	853	166	19.46%	687	80.54%
NEW WELLS	564	0	0	564	0	0	564	190	35	18.42%	155	81.58%
POCAHONTAS	583	0	0	583	0	0	583	202	41	20.30%	161	79.70%
DELTA	849	0	0	849	0	0	849	245	45	18.37%	200	81.63%
MILLERSVILLE	1022	0	0	1022	0	0	1022	363	74	20.39%	289	79.61%
FRIEDHEIM	505	0	0	505	0	0	505	165	35	21.21%	130	78.79%
OAK RIDGE	865	0	0	865	0	0	865	309	71	22.98%	238	77.02%
CENTRAL POLL	0	0	0	0	0	0	0	198	54	27.27%	144	72.73%
MAIL IN	0	0	0	0	0	0	0	25	22	88.00%	3	12.00%
ABSENTEE	0	1	1 100.00%	0	0	0	0	1820	960	52.75%	860	47.25%
Total	53213	10	10 100.00%	53213	5	5 100.00%	53213	17286	5527	31.97%	11759	68.03%